



DL FLYERS SPECIFICATIONS

DL FLYERS

SIZE

Finish size: 210 x 99mm

PRODUCT DETAILS

Great and convenient way to get your message across! Single or double-sided, these flyers are a simple but great method of promotional printing, especially good for letterbox drops and hand-out flyers.

SUGGESTED STOCK

80gsm to 350gsm Gloss/Satin

OPTIONS


Gloss/Matt laminate
Attach magnet

How to set up print ready artwork

- Convert all text to outlines
- Embed all images and elements
- All black text to be K:100% and set to overprint
- allow at least 3mm bleed
- 5mm margins for all live text & important elements
- For a rich black use C:60% M:40% Y:40% K:100%
- Ensure no spot colours in artwork unless specified
- single page PDF with no trim, crop or registration marks
- Bitmap images no less than 130dpi
- Die-formes to be supplied as a separate PDF

Sending your files

- Files under 20MB email to cairns.art@ovato.com.au
- Files over 20MB send via dropbox, wetransfer, google drive, hightail



— Bleed line
 — Trim line
 — Margin line *Artwork/text must be a minimum of 5mm within the trim

*Artwork must be supplied as CMYK high resolution PDF with crop marks and 3mm bleed on all sides.

4035 0500



A6 FLYERS SPECIFICATIONS

A6 FLYERS

SIZE

Finish size: 148 x 105mm

PRODUCT DETAILS


Great and convenient way to get your message across! Single or double-sided, these flyers are a simple but great method of promotional printing.

SUGGESTED STOCK

80gsm to 350gsm Gloss/Satin

OPTIONS

Gloss/Matt laminate



How to set up print ready artwork

- Convert all text to outlines
- Embed all images and elements
- All black text to be K:100% and set to overprint
- allow at least 3mm bleed
- 5mm margins for all live text & important elements
- For a rich black use C:60% M:40% Y:40% K:100%
- Ensure no spot colours in artwork unless specified
- single page PDF with no trim, crop or registration marks
- Bitmap images no less than 130dpi
- Die-formes to be supplied as a separate PDF

Sending your files

- Files under 20MB email to cairns.art@ovato.com.au
- Files over 20MB send via dropbox, wetransfer, google drive, hightail

— Bleed line
 — Trim line
 — Margin line *Artwork/text must be a minimum of 5mm within the trim

*Artwork must be supplied as CMYK high resolution PDF with crop marks and 3mm bleed on all sides.

4035 0500



A5 FLYERS SPECIFICATIONS

A5 FLYERS

SIZE

Finish size: 210 x 148mm

PRODUCT DETAILS

Great and convenient way to get your message across! Single or double-sided, these flyers are a simple but great method of promotional printing.

SUGGESTED STOCK

80gsm to 350gsm Gloss/Satin

OPTIONS


Gloss/Matt laminate

How to set up print ready artwork

- Convert all text to outlines
- Embed all images and elements
- All black text to be K:100% and set to overprint
- allow at least 3mm bleed
- 5mm margins for all live text & important elements
- For a rich black use C:60% M:40% Y:40% K:100%
- Ensure no spot colours in artwork unless specified
- single page PDF with no trim, crop or registration marks
- Bitmap images no less than 130dpi
- Die-formes to be supplied as a separate PDF

Sending your files


- Files under 20MB email to cairns.art@ovato.com.au
- Files over 20MB send via dropbox, wetransfer, google drive, hightail



— Bleed line
 — Trim line
 — Margin line *Artwork/text must be a minimum of 5mm within the trim

*Artwork must be supplied as CMYK high resolution PDF with crop marks and 3mm bleed on all sides.

4035 0500



O V A T O
PRINT CAIRNS

A4 FLYERS SPECIFICATIONS

A4 FLYERS

SIZE

Finish size: 297 x 210mm

PRODUCT DETAILS

Great and convenient way to get your message across! Single or double-sided, these flyers are a simple but great method of promotional printing.

SUGGESTED STOCK

80gsm to 350gsm Gloss/Satin

OPTIONS


Gloss/Matt laminate

How to set up print ready artwork

- Convert all text to outlines
- Embed all images and elements
- All black text to be K:100% and set to overprint
- allow at least 3mm bleed
- 5mm margins for all live text & important elements
- For a rich black use C:60% M:40% Y:40% K:100%
- Ensure no spot colours in artwork unless specified
- single page PDF with no trim, crop or registration marks
- Bitmap images no less than 130dpi
- Die-formes to be supplied as a separate PDF

Sending your files

- Files under 20MB email to cairns.art@ovato.com.au
- Files over 20MB send via dropbox, wetransfer, google drive, hightail



- Bleed line
- Trim line
- Margin line *Artwork/text must be a minimum of 5mm within the trim

*Artwork must be supplied as CMYK high resolution PDF with crop marks and 3mm bleed on all sides.

4035 0500